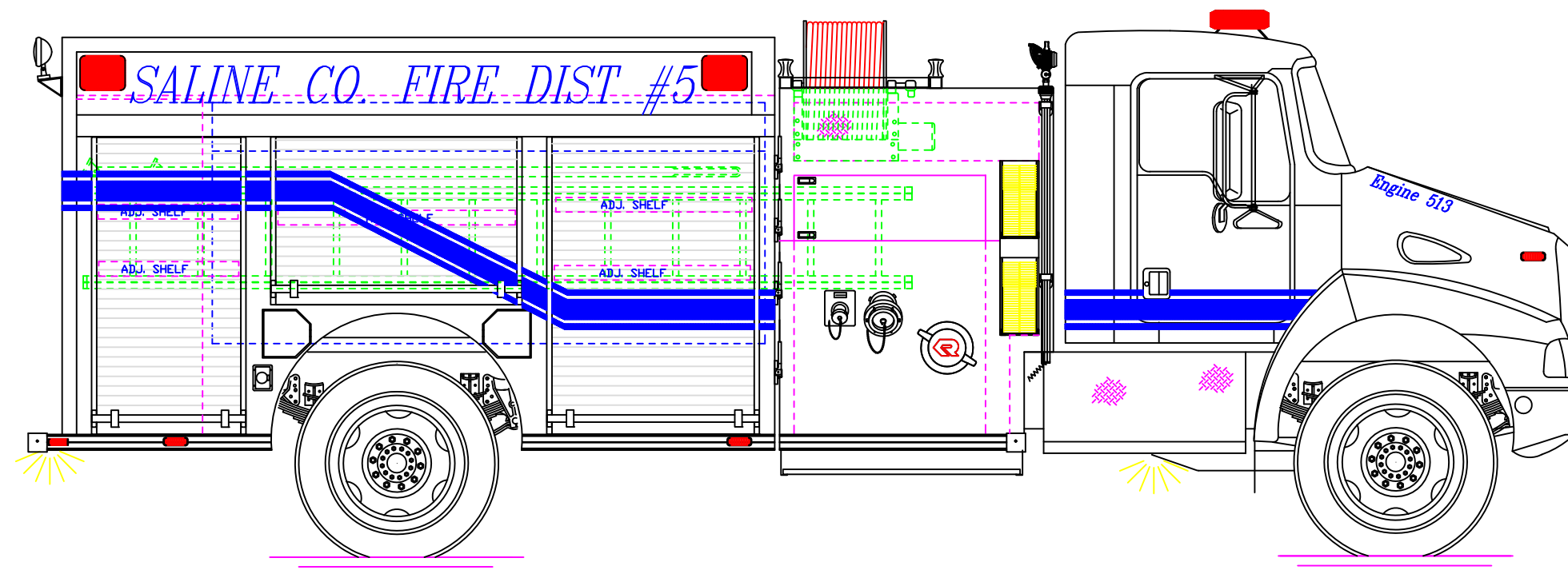
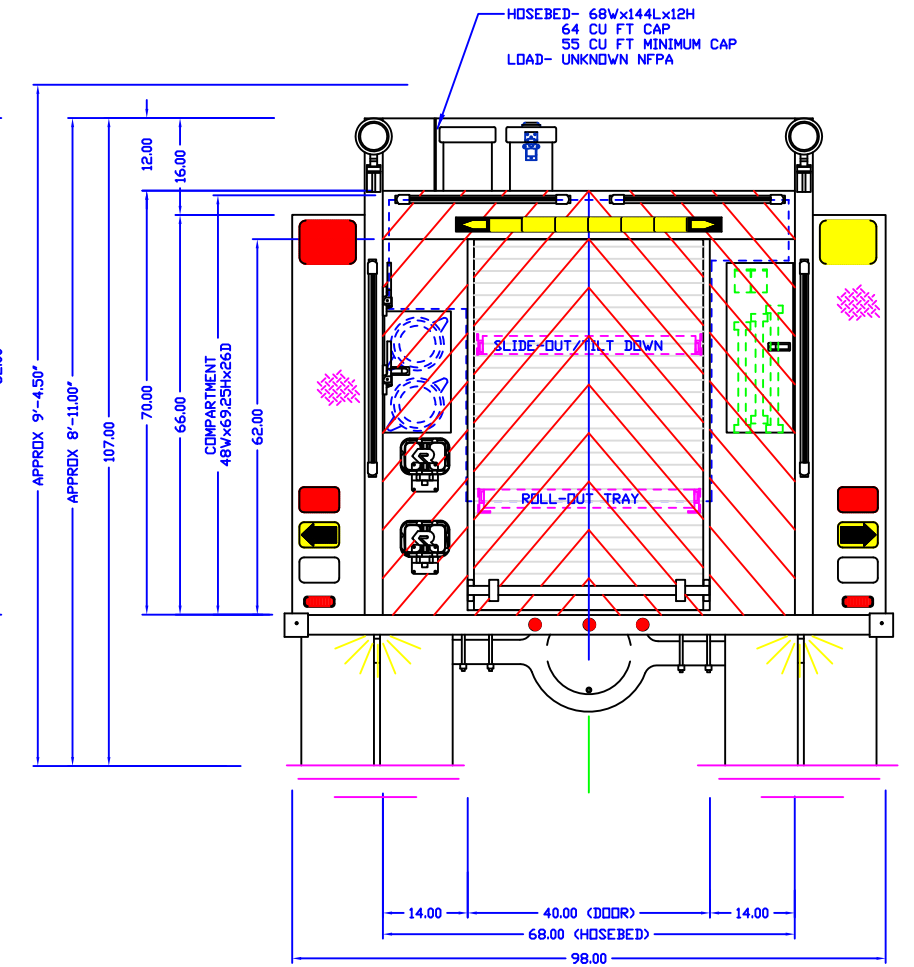
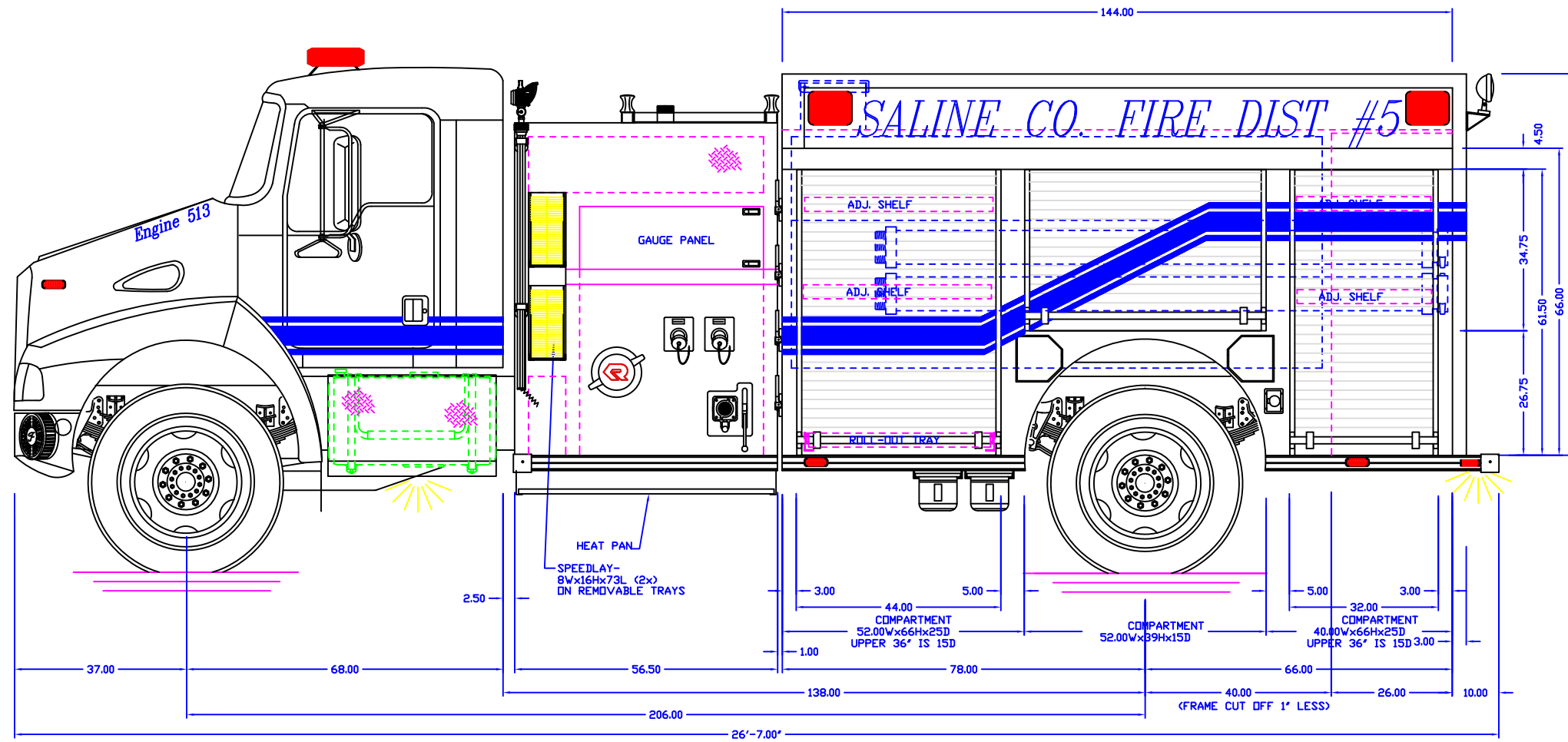


APPROVED BY:

NOTE: UNLOADED HEIGHTS MAY BE 4" ABOVE HEIGHTS SHOWN



OK FOR PRODUCTION
 INITIALS: JW
 JOB NUMBER: 14774
 DATE: 1-27-09

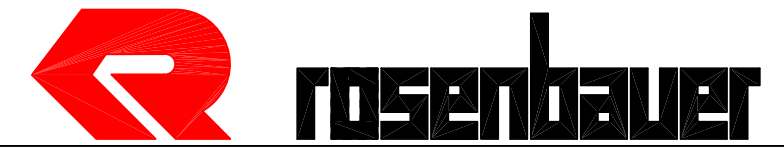
PRODUCTION APPROVED

MAIN FILE: _____
 DEPT: _____
 DEALER: _____

NOTE: TANK CAP- 1000 GAL POLYPROPYLENE
 20 GAL CAP FOAM CELL IN MAIN TANK (1x)
 PUMP CAP- 1250 GPM WATERDUS
 DIMENSIONS SHOWN ARE APPROXIMATE AND ARE SUBJECT TO MINOR DEVIATIONS DURING CONSTRUCTION
 NOT ALL ITEMS IN SPECS ARE SHOWN ON THIS PRINT
 SPOT LIGHT- 2 ON REAR
 COMPARTMENT INTERIDRS SPATTER PAINT
 SIDE PUMP PANELS BLACK THERMOPLASTIC
 TELE LIGHT- 500 WATT QUARTZ- 1 PER SIDE AT PUMP COMPARTMENT
 NFPA UPPER LIGHT PACKAGE- WHELEN
 NFPA LOWER LIGHT PACKAGE- WHELEN
 ROLL UP DOOR EFFECTIVE OPENING- 3' NARROWER AND 5' SHORTER THAN ACTUAL OPENING IN BODY

9'11"	MAXIMUM HEIGHT	DFTM W/LM	DFTM MMA	DFTM MMA
27'	MAXIMUM LENGTH	DATE: 09-23-08	DATE: 01-21-09	DATE: 01-23-09
98"	BODY WIDTH	DFTM MMA	DFTM MMA	DFTM MMA
		REVISED 01-26-09	REVISED 01-26-09	REVISED 01-23-09

CENTRAL



SALINE CO FIRE DIST#5, KS

0 12' 24' SCALE: REF. ONLY
 DRAWING NUMBER: saline co fd#5, ks