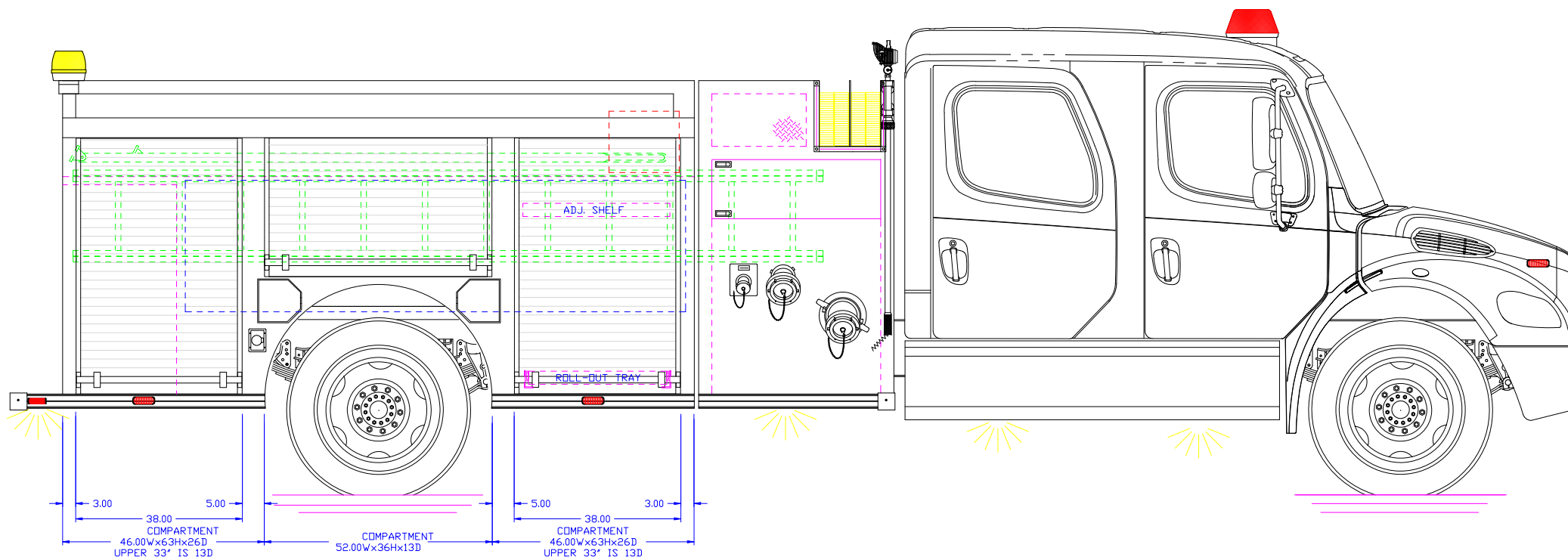
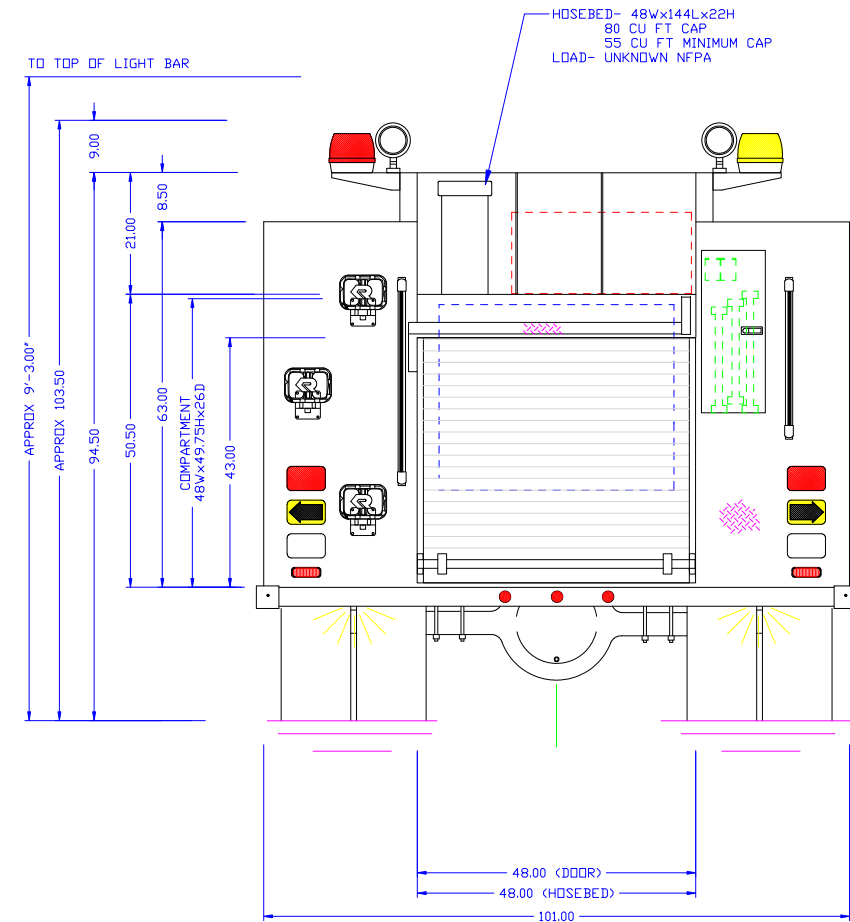
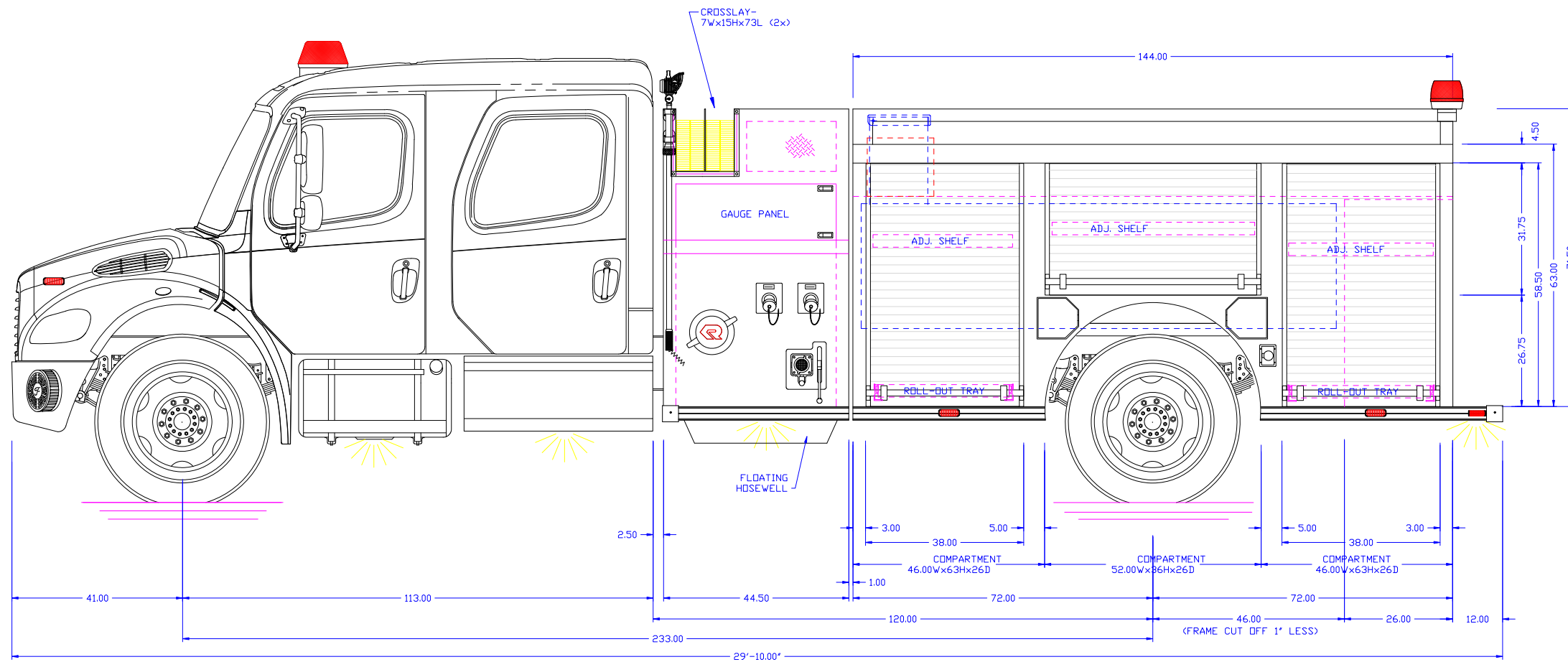


APPROVED BY:

NOTE: UNLOADED HEIGHTS MAY BE 4" ABOVE HEIGHTS SHOWN



OK FOR PRODUCTION
 INITIALS: JW
 JOB NUMBER: 14799
 DATE: 02-12-09

MAIN FILE: _____
 DEPT: _____
 DEALER: _____

PRODUCTION APPROVED

NOTE: TANK CAP- 500 GAL POLYPROPYLENE
 PUMP CAP- 1250 GPM WATERDUS
 DIMENSIONS SHOWN ARE APPROXIMATE AND ARE SUBJECT TO MINOR DEVIATIONS DURING CONSTRUCTION
 NOT ALL ITEMS IN SPECS ARE SHOWN ON THIS PRINT
 SPOT LIGHT- 2 ON REAR
 COMPARTMENT INTERIORS NATURAL FINISH
 SIDE PUMP PANELS BLACK THERMOPLASTIC
 TELE LIGHT- 500 WATT QUARTZ- 1 PER SIDE AT PUMP COMPARTMENT
 NFPA UPPER LIGHT PACKAGE- WHELEN
 NFPA LOWER LIGHT PACKAGE- WHELEN
 ROLL UP DOOR EFFECTIVE OPENING- 3" NARROWER AND 5" SHORTER THAN ACTUAL OPENING IN BODY

NONE	MAXIMUM HEIGHT	DFTM W/LM	DFTM HMA	DFTM RAN
NONE	MAXIMUM LENGTH	DATE:08-10-08	DATE:02-12-09	REVISED 8/20/09
95"	BODY WIDTH	CENTRAL		



HAYS FIRE DEPT., KS