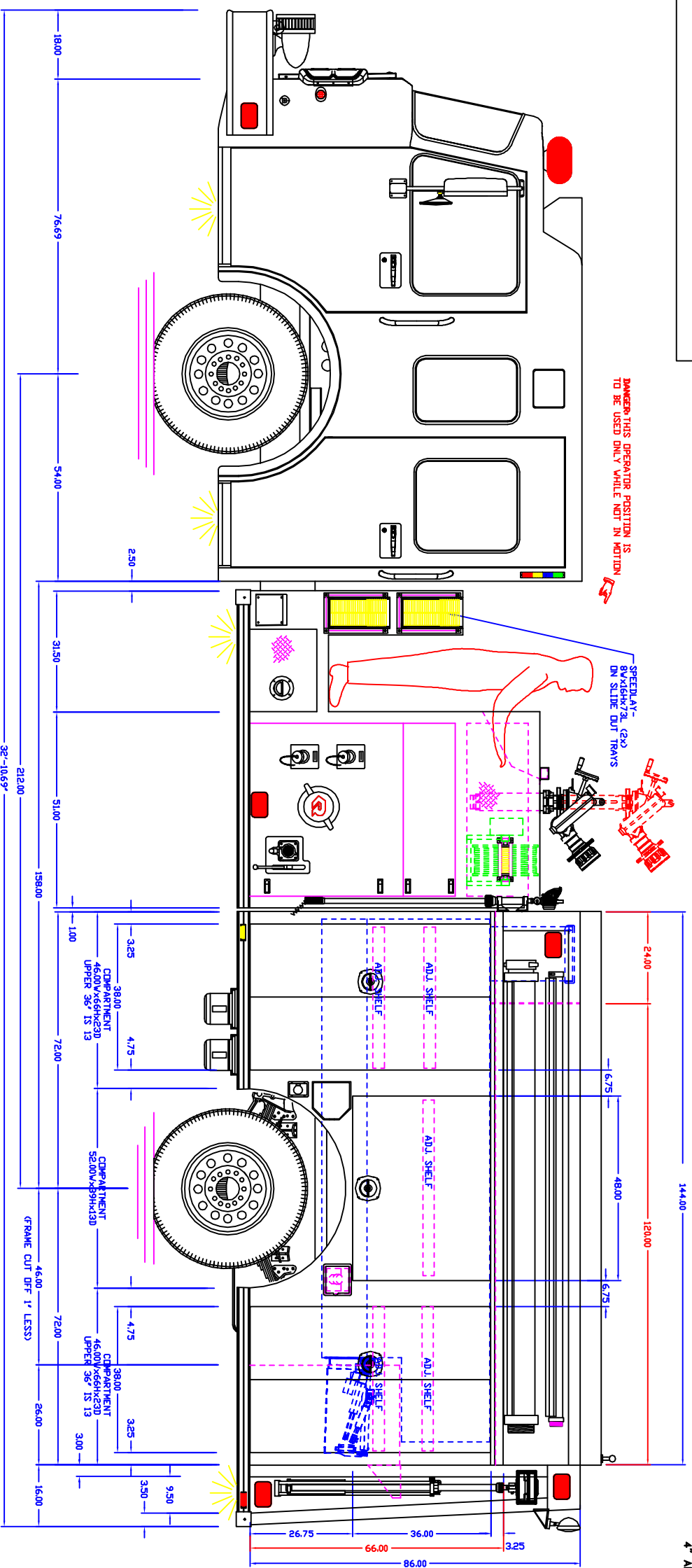


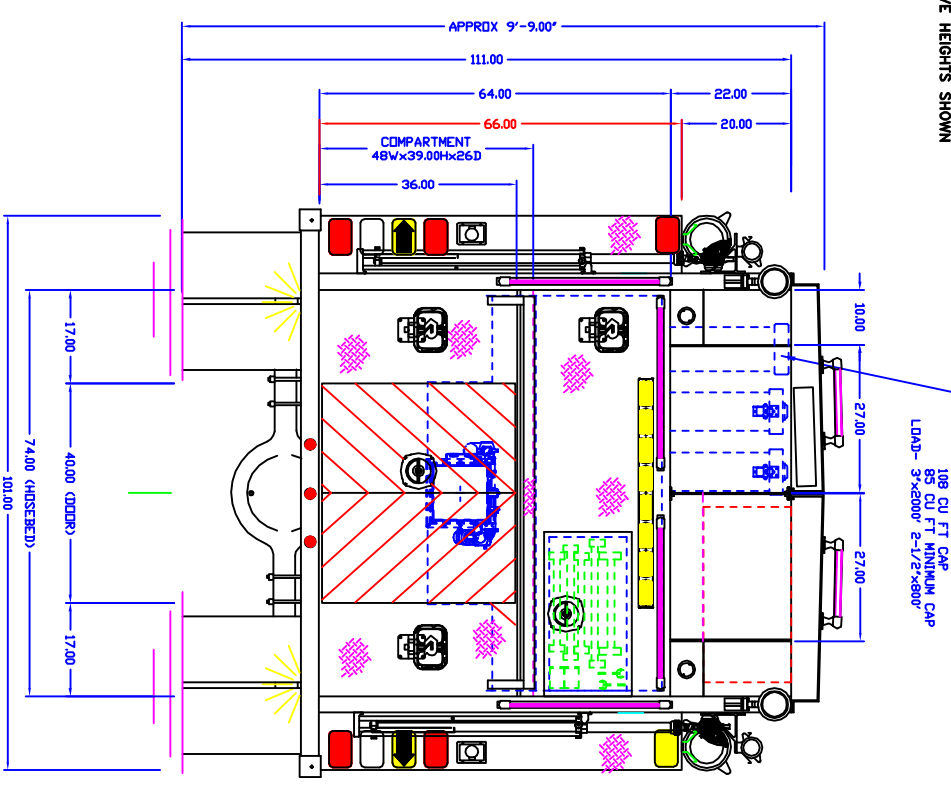
APPROVED BY:



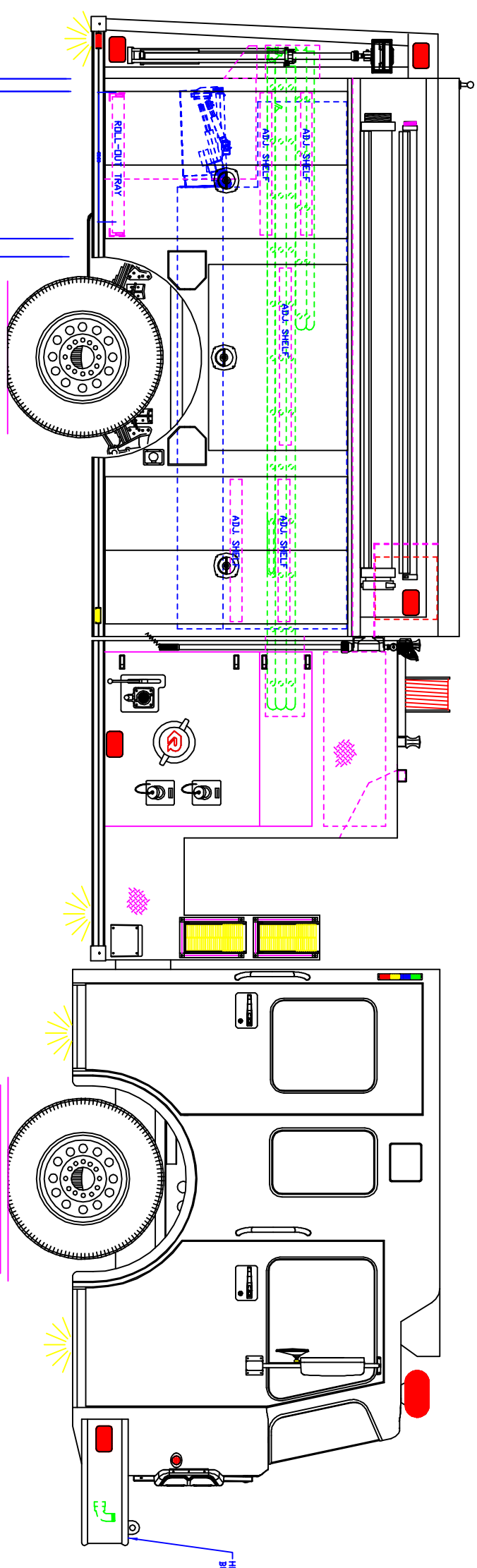
DANGER THIS OPERATOR POSITION IS TO BE USED ONLY WHILE NOT IN MOTION

SPEED AT 8V46KHZL C&D ON SLIDE OUT TRAYS

NOTE: UNLOADED HEIGHTS MAY BE 4" ABOVE HEIGHTS SHOWN



HISSEBED- 7AV4K4LX2EH 108 CU FT CAP
HISSEBED- 5V4600V E-1/2 5680V



HOSEWELL IN CENTER OF BUMPER EXTENSION

NOTE: 3/16" ALUMINUM CONSTRUCTION

NOTE:	MAXIMUM HEIGHT	MAXIMUM LENGTH	BODY WIDTH
NONE	96"		

REV	DATE	BY	CHKD	DESCRIPTION
01	07-09-08	NHA		
02	07-09-08	NHA		
03	07-09-08	NHA		
04	07-09-08	NHA		
05	07-09-08	NHA		
06	07-09-08	NHA		
07	07-09-08	NHA		
08	07-09-08	NHA		
09	07-09-08	NHA		
10	07-09-08	NHA		
11	07-09-08	NHA		
12	07-09-08	NHA		
13	07-09-08	NHA		
14	07-09-08	NHA		
15	07-09-08	NHA		
16	07-09-08	NHA		
17	07-09-08	NHA		
18	07-09-08	NHA		
19	07-09-08	NHA		
20	07-09-08	NHA		
21	07-09-08	NHA		
22	07-09-08	NHA		
23	07-09-08	NHA		
24	07-09-08	NHA		
25	07-09-08	NHA		
26	07-09-08	NHA		
27	07-09-08	NHA		
28	07-09-08	NHA		
29	07-09-08	NHA		
30	07-09-08	NHA		
31	07-09-08	NHA		
32	07-09-08	NHA		
33	07-09-08	NHA		
34	07-09-08	NHA		
35	07-09-08	NHA		
36	07-09-08	NHA		
37	07-09-08	NHA		
38	07-09-08	NHA		
39	07-09-08	NHA		
40	07-09-08	NHA		
41	07-09-08	NHA		
42	07-09-08	NHA		
43	07-09-08	NHA		
44	07-09-08	NHA		
45	07-09-08	NHA		
46	07-09-08	NHA		
47	07-09-08	NHA		
48	07-09-08	NHA		
49	07-09-08	NHA		
50	07-09-08	NHA		
51	07-09-08	NHA		
52	07-09-08	NHA		
53	07-09-08	NHA		
54	07-09-08	NHA		
55	07-09-08	NHA		
56	07-09-08	NHA		
57	07-09-08	NHA		
58	07-09-08	NHA		
59	07-09-08	NHA		
60	07-09-08	NHA		
61	07-09-08	NHA		
62	07-09-08	NHA		
63	07-09-08	NHA		
64	07-09-08	NHA		
65	07-09-08	NHA		
66	07-09-08	NHA		
67	07-09-08	NHA		
68	07-09-08	NHA		
69	07-09-08	NHA		
70	07-09-08	NHA		
71	07-09-08	NHA		
72	07-09-08	NHA		
73	07-09-08	NHA		
74	07-09-08	NHA		
75	07-09-08	NHA		
76	07-09-08	NHA		
77	07-09-08	NHA		
78	07-09-08	NHA		
79	07-09-08	NHA		
80	07-09-08	NHA		
81	07-09-08	NHA		
82	07-09-08	NHA		
83	07-09-08	NHA		
84	07-09-08	NHA		
85	07-09-08	NHA		
86	07-09-08	NHA		
87	07-09-08	NHA		
88	07-09-08	NHA		
89	07-09-08	NHA		
90	07-09-08	NHA		
91	07-09-08	NHA		
92	07-09-08	NHA		
93	07-09-08	NHA		
94	07-09-08	NHA		
95	07-09-08	NHA		
96	07-09-08	NHA		
97	07-09-08	NHA		
98	07-09-08	NHA		
99	07-09-08	NHA		
100	07-09-08	NHA		

NOTE: TANK CAP- 1000 GAL. POLYPROPYLENE
20 GAL. CAP. FOAM CELL IN MAIN TANK C&D
30 GAL. CAP. FOAM CELL IN MAIN TANK C&D
PUMP CAP- 1500 GPM WATERLOUS
DIMENSIONS SHOWN ARE APPROXIMATE AND ARE SUBJECT TO MINOR DEVIATIONS DURING CONSTRUCTION
NOT ALL ITEMS IN SPECS ARE SHOWN ON THIS PRINT
SPOT LIGHT- 2 ON REAR
COMPARTMENT INTERIORS SPATTER PAINT
SIDE PUMP PANELS BRUSHED STAINLESS
NPPA UPPER LIGHT PACKAGE- FEDERAL
NPPA LOWER LIGHT PACKAGE- FEDERAL
REAR INTERMEDIATE STEP TO BE BOLT ON



CANON CITY FD, CO

12" SCALE REF. ONLY