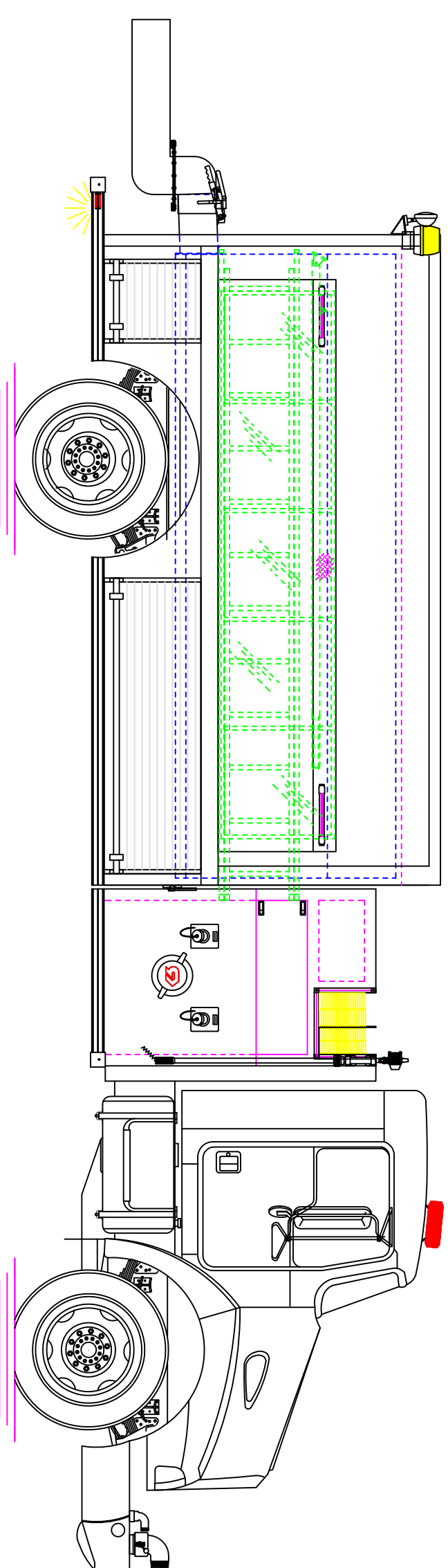
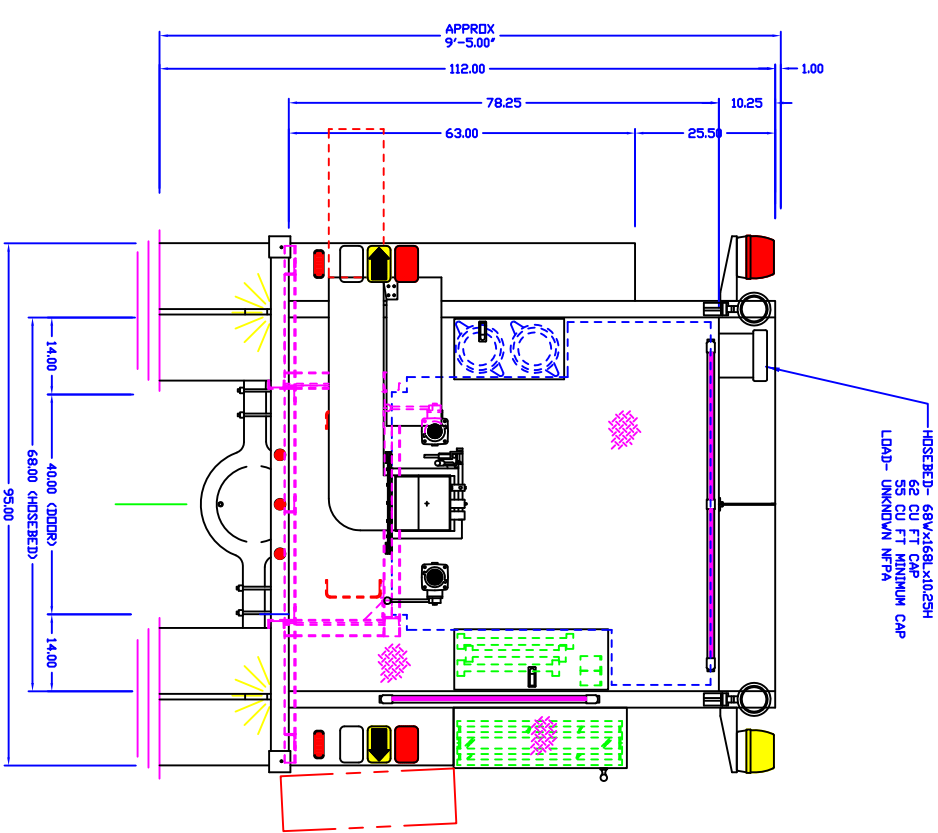
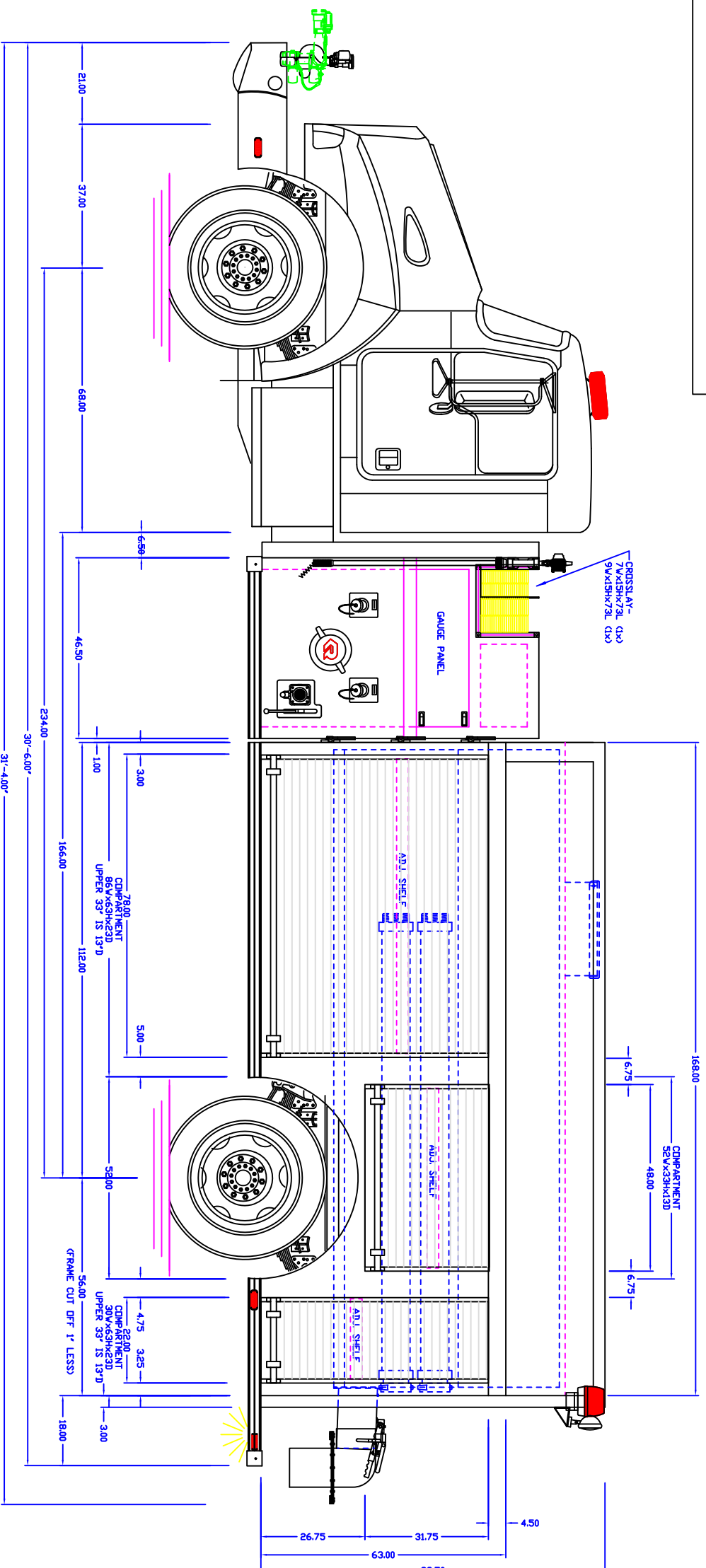


APPROVED BY:

NOTE: UNLOADED HEIGHTS MAY BE 4" ABOVE HEIGHTS SHOWN



OK FOR PRODUCTION

INITIALS: _____
 JOB NUMBER: _____
 DATE: _____

MAIN FILE: _____
 DEPT: _____
 DEALER: _____

PRODUCTION APPROVED

NOTE: TANK CAP - 2000 GAL POLYPROPYLENE
 PUMP CAP - 1000 GPM DIAPHRY
 DIMENSIONS SHOWN ARE APPROXIMATE AND ARE SUBJECT TO MINOR DEVIATIONS DURING CONSTRUCTION
 NOT ALL ITEMS IN SPECS ARE SHOWN ON THIS PRINT
 SPOT LIGHT - 2 ON REAR
 COMPARTMENT INTERIORS NATURAL FINISH
 SIDE PUMP PANELS BLACK THERMOPLASTIC
 TELE LIGHT - 150 WATT QUARTZ - 1 PER SIDE AT PUMP COMPARTMENT
 NFPA UPPER LIGHT PACKAGE - WHELEN
 NFPA LOWER LIGHT PACKAGE - WHELEN

NOV#	NOV#	MAXIMUM HEIGHT	NOV#	NOV#	NOV#
95"	95"	MAXIMUM LENGTH	10/7/08	12/18/08	REVISED
		BODY WIDTH			

CENTRAL



WHITEWATER RIVER, KS

DRAWING NUMBER: **whitewater River, ks**

0 12" 24" SCALE REF. ONLY