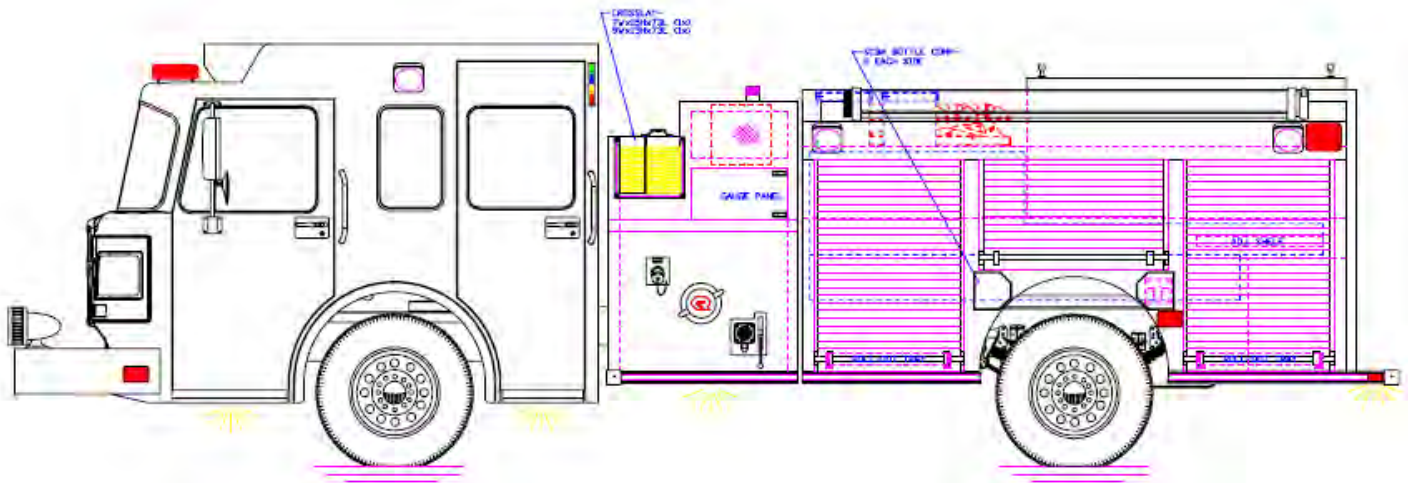


# AVAILABLE SEPTEMBER 2008



## Rosenbauer Custom Side Mount Pumper

- Spartan Gladiator medium 4-door chassis with 10" raised roof , seating for six (6)
- Caterpillar C-13 485 HP engine (2006 pre-emission engine)
- Allison EVS 4000 transmission
- Multiplex electrical system
- Rosenbauer Evolution Body
- Waterous CSU-1500 GPM pump with stainless steel plumbing
- 750 gallon poly water tank / 30 gallon poly foam cell
- Front bumper discharge
- FoamPro 2001 foam system
- Power ARC LED warning lights
- Federal Signal Q2B mechanical siren
- Ladders stored in body
- Akron electric monitor
- ROM Roll up doors
- LED compartment lights
- Numerous adjustable shelves/trays/tool boards
- Hart-A-Gen 6kw hydraulic generator, electric cord reel with 200' - 12/3 cable
- Command Light KL450 watt light tower
- Back-up camera
- Rear safety chevron striping (Red/Amber)
- Two-tone paint (White/Red)
- Wheelbase — 180"

Call Max Fire Apparatus at  
(303) 814-8746 for price and more information.

Stock unit subject to prior sale.

**AVAILABLE FOR IMMEDIATE DELIVERY**



## **Rosenbauer Custom 4x4 CAFS Rear Mount Pumper**

- Spartan Advantage low profile 4x4 chassis, seating for six (6)
- Cummins ISL 400 HP engine (2006 pre-emission engine)
- Allison EVS 3000 transmission
- Multiplex electrical system
- Heavy duty extruded aluminum body
- Waterous S-100 1500 GPM pump with stainless steel plumbing
- 750 gallon poly water tank / 30 gallon poly foam cell
- Pneumax 200 cfm CAFS, Waterous Advantus foam system, FoamPro Power Fill
- ROM Roll up compartment doors
- Whelen LED warning lights
- Enclosed ladder storage
- Numerous adjustable shelves/trays
- Hart-A-Gen 6kw hydraulic generator, electric cord reel with 200' - 12/3 cable
- Command Light 3000 watt light tower
- Back-up and side view cameras
- Rear safety chevron striping (Red/White)
- Wheelbase—170"

Call Max Fire Apparatus at  
(303) 814-8746 for price and more information.  
Stock unit subject to prior sale.

# AVAILABLE AUGUST 2008



## SVI Trucks Custom Heavy Rescue

- Spartan Metro Star custom chassis, seating for five (5)
- Cummins ISC 330 HP diesel engine with Jake Brake
- Allison EVS 3000 transmission
- 16' rescue body
- 3/16" formed aluminum construction
- Upper body (roof) compartments
- ROM roll up compartment doors
- On Scene Solutions Nightstik compartment lights
- Numerous slide out trays and shelves
- Multiplex electrical system (body)
- Whelen LED warning lights
- Federal EQ2B siren
- Onan 25kw PTO generator
- Command Light 9000 watt light tower with backlight option
- Two (2) electric cord reels with 150' - 10/3 cable
- Custom graphics package
- Wheelbase — 175"

Call Max Fire Apparatus at  
(303) 814-8746 for price and more information.

Stock unit subject to prior sale.





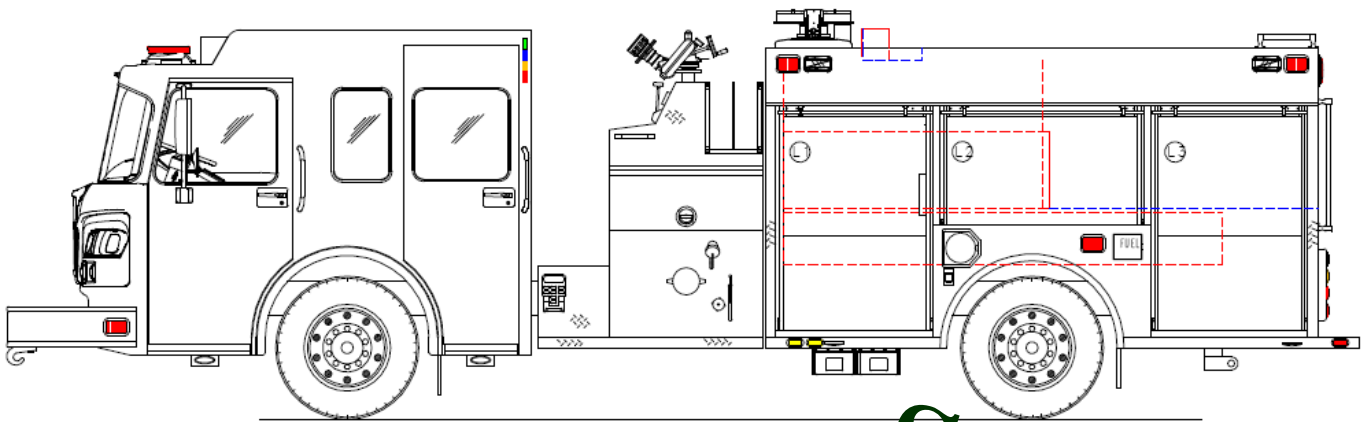
NOT ACTUAL UNIT

## Rosenbauer Custom 4x4 CAFS Rear Mount Pumper

- Spartan Advantage low profile 4x4 chassis, seating for six (6)
- Cummins ISL 400 HP engine (2006 pre-emission engine)
- Allison EVS 3000 transmission
- Multiplex electrical system
- Heavy duty extruded aluminum body
- Rosenbauer NH 1250 GPM pump (pump and roll) with stainless steel plumbing
- 750 gallon poly water tank / 30 gallon poly foam cell
- Pneumax 200 cfm CAFS, FoamPro 2001 foam system, FoamPro Power Fill
- TFT front bumper turret
- Ground sweep nozzles
- Self protection sprinkler system
- Booster reel (150'x 3/4")
- ROM Roll up compartment doors
- Whelen LED warning lights
- Enclosed ladder storage
- Numerous adjustable shelves/trays
- Hart-A-Gen 6kw hydraulic generator, electric cord reel with 200' - 12/3 cable
- Command Light 3000 watt light tower
- Back-up and side view cameras
- Wheelbase—170"

Call Max Fire Apparatus at  
(303) 814-8746 for price and more information.  
Stock unit subject to prior sale.

**AVAILABLE JULY 2008**



**SOLD**  
Berthoud FPD

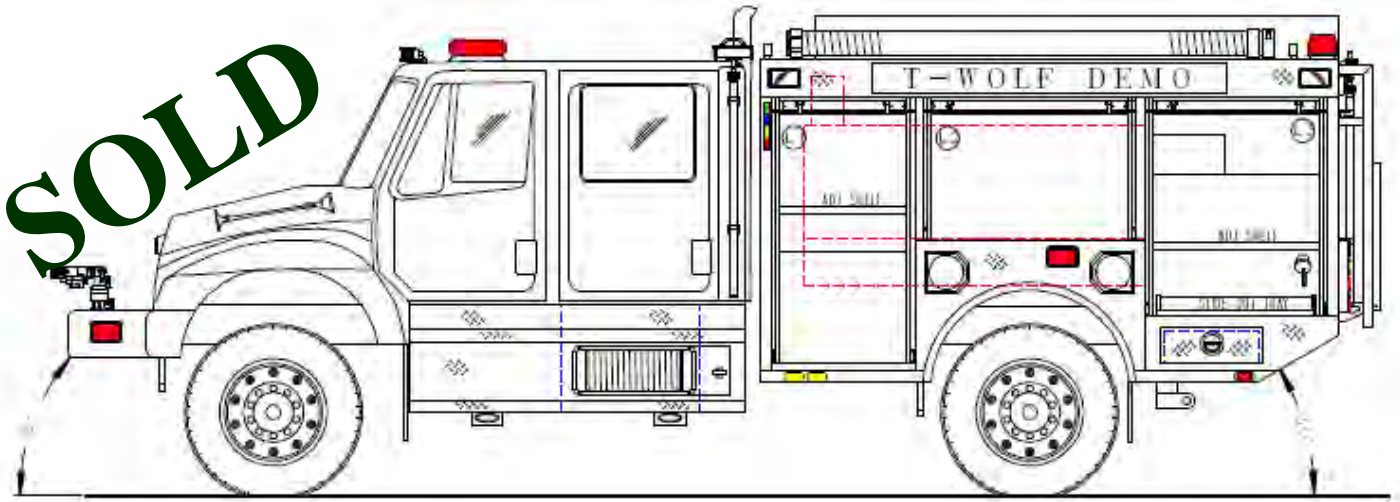
## **Rosenbauer Custom Top Mount Pumper**

- Spartan Diamond medium 4-door chassis with 10" raised roof, seating for six (6)
- Cummins ISL 400 HP engine (2006 pre-emission engine)
- Allison EVS 3000 transmission
- Multiplex electrical system,
- Heavy duty extruded aluminum body
- Waterous CSU-1500 GPM pump with stainless steel plumbing
- Booster reel (150' x 1")
- 1000 gallon poly water tank / 30 gallon poly foam cell
- FoamPro 2001 foam system, FoamPro Power Fill system
- Code 3 LED warning lights
- Enclosed ladder/hard suction storage
- ROM Roll up doors
- Numerous adjustable shelves/trays
- Hart-A-Gen 6kw hydraulic generator, electric cord reel with 200' - 12/3 cable
- Command Light 3000 watt light tower
- Back-up camera
- Rear safety chevron striping (Red/Amber)
- Wheelbase — 201"

Call Max Fire Apparatus at  
(303) 814-8746 for price and more information.

Stock unit subject to prior sale.

**AVAILABLE APRIL 2008**



## **Rosenbauer Timberwolf Interface Pumper**

- International 7400 4x4 / 4 door chassis, seating for five (5)
- International DT 570 330 HP engine
- Allison EVS 3000 transmission
- Heavy duty extruded aluminum body
- Rosenbauer NH 1000 GPM pump (pump and roll) with stainless steel plumbing
- Two (2) booster reels (100' x 3/4")
- 750 gallon poly water tank / 30 gallon poly foam cell
- FoamPro 2001 foam system, FoamPro Power Fill system
- TFT front bumper turret
- Ground sweep nozzles
- Self protection sprinkler system
- Whelen LED warning lights
- Enclosed ladder/hard suction storage
- ROM Roll up doors
- Numerous adjustable shelves/trays
- Back-up and side view camera system
- Rear safety chevron striping (Red/Amber)
- Wheelbase — 191"

Call Max Fire Apparatus at  
(303) 814-8746 for price and more information.

Stock unit subject to prior sale.